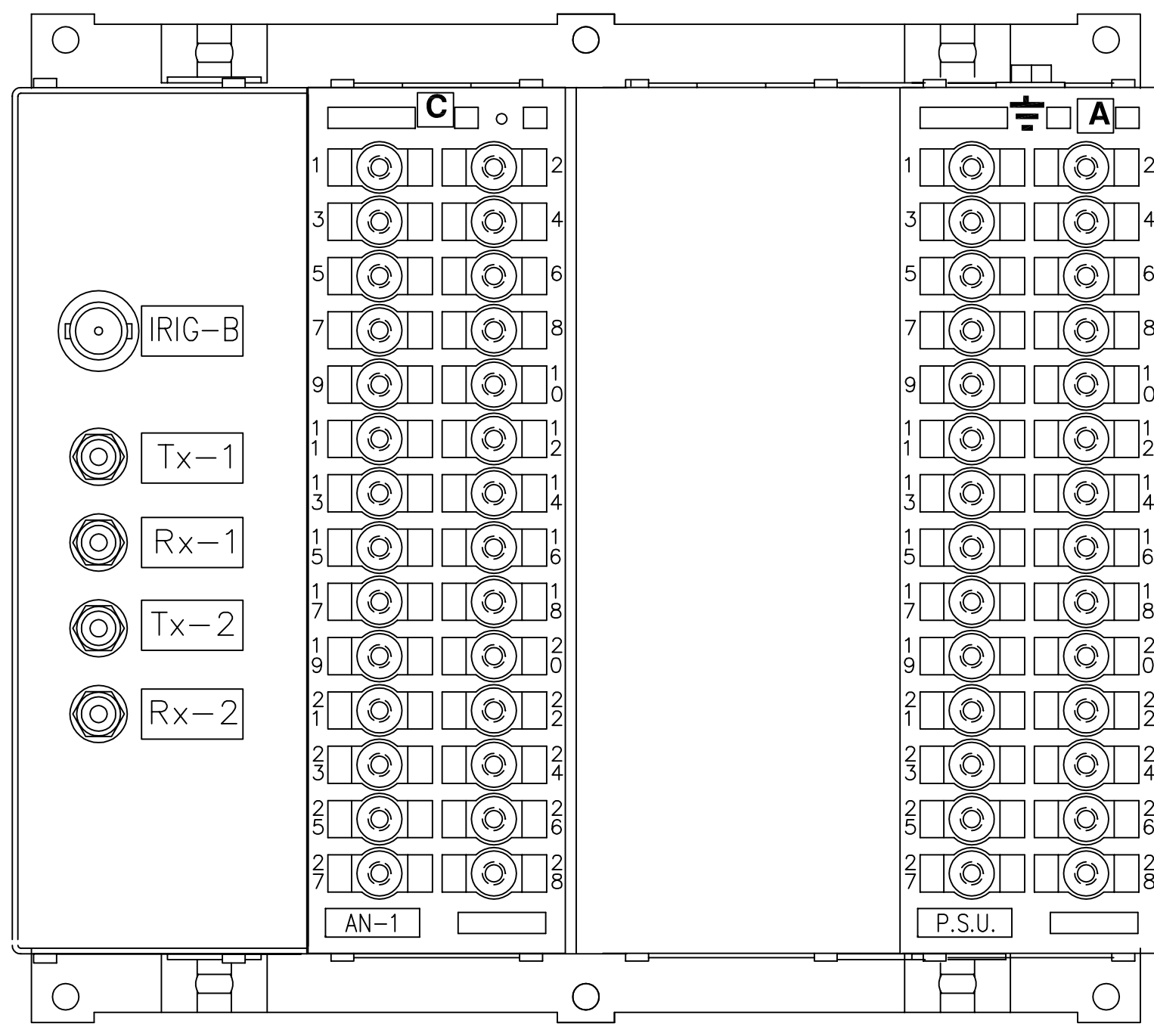


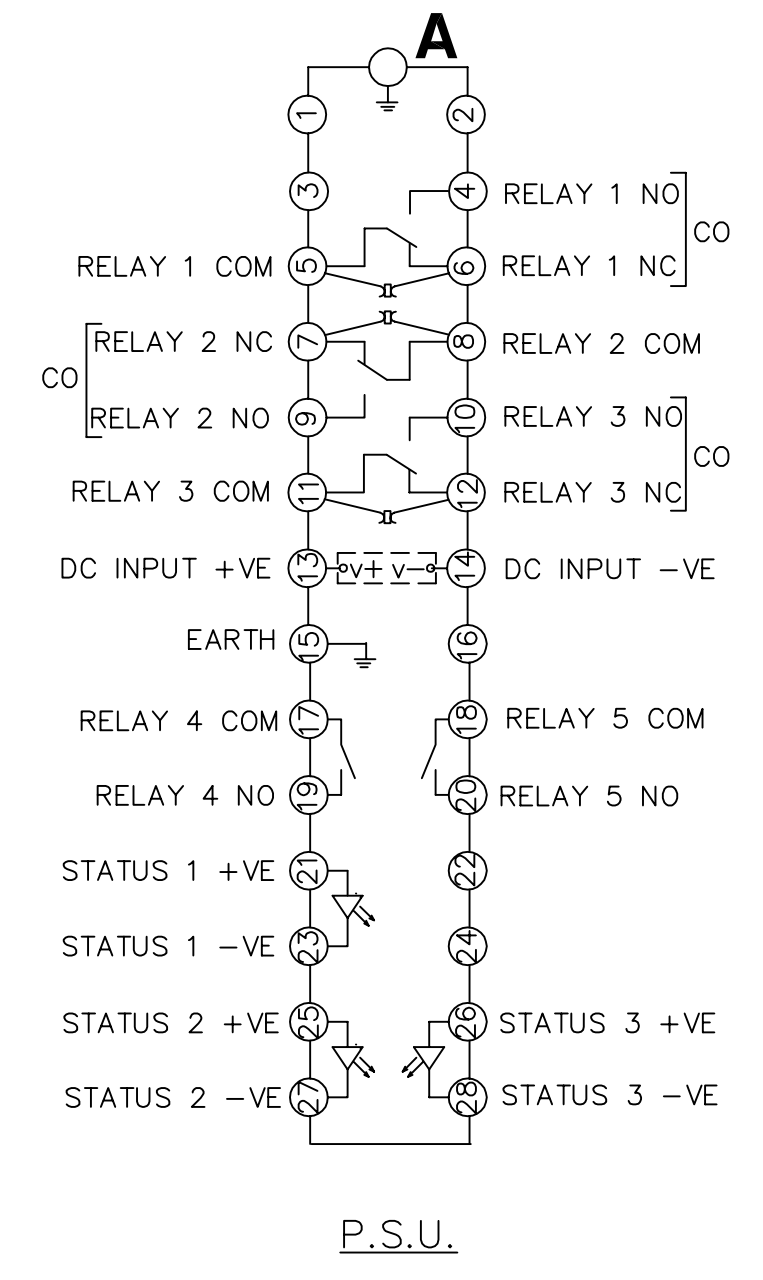

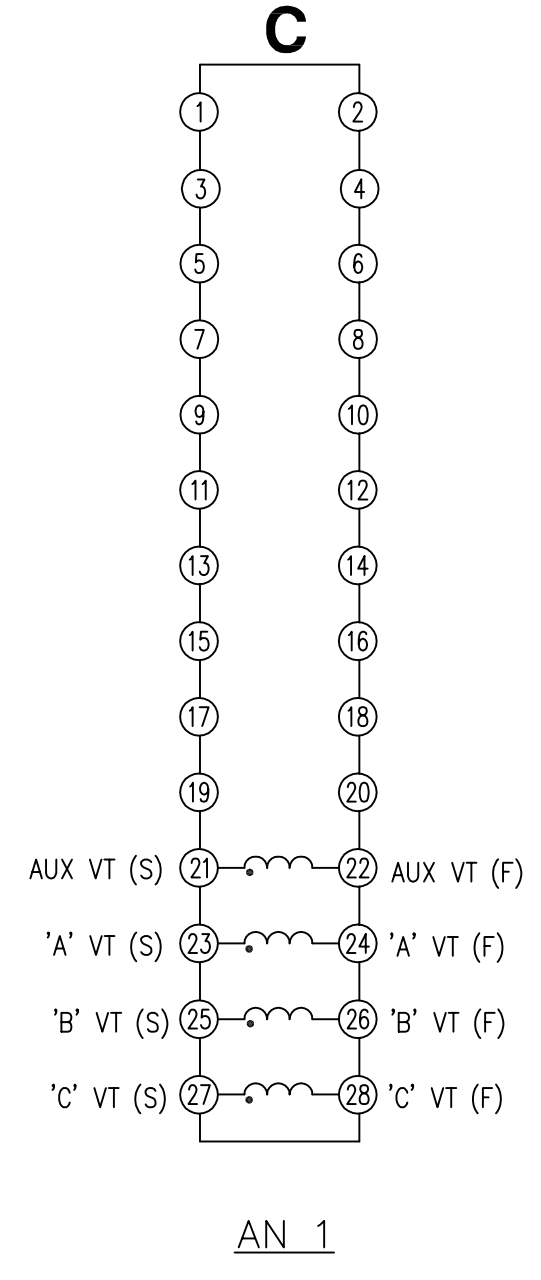
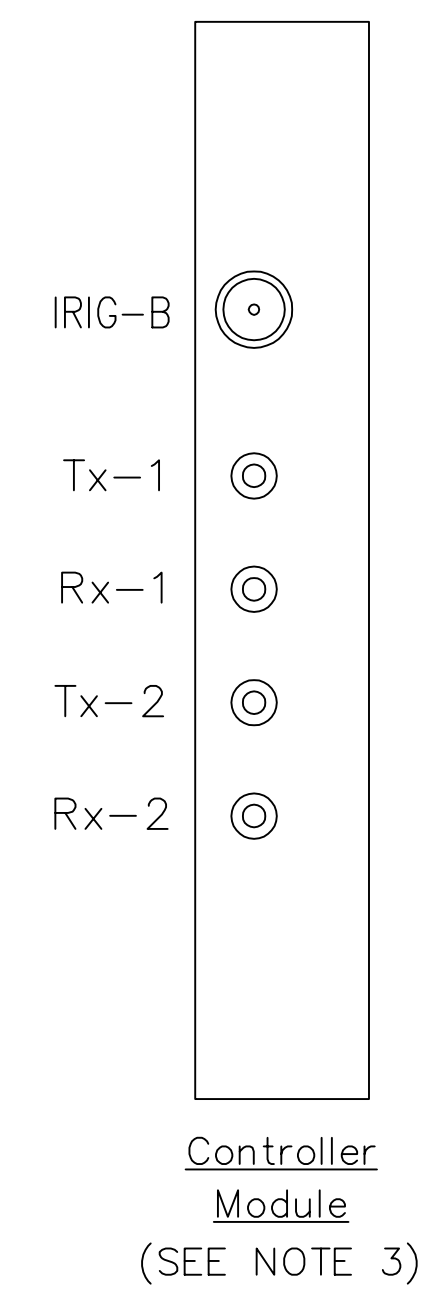
IF IN DOUBT ASK
DO NOT SCALE

A
B
C
D
E
F
G
H
J
K

NOTES
 1 TERMINALS RECOMMENDED ARE PRE INSULATED & MUST BE CRIMPED USING APPROVED TOOLING. AMP PIDG OR PLASTI GRIP FUNNEL ENTRY (RING TONGUE) FOR M4 FIXING STUD.
 SUPPLIER AMP CABLE SIZE
 AMP 342103 0.25-1.6 SQ MM
 AMP 342143 1.0-2.6 SQ MM.
 OR ANY OTHER MANUFACTURERS EQUIVALENT TERMINAL.
 2 FOR OUTLINE & DRILLING DRG SEE 2995X10008 (A4).
 3 IRIG-B & FIBRE OPTIC CONNECTORS MUST BE DISCONNECTED & FIXING NUTS REMOVED BEFORE WITHDRAWING CONTROLLER MODULE.



RELAY VIEWED FROM REAR



FOR INFORMATION ONLY
UNCONTROLLED COPY
NOT SUBJECT TO UPDATE

MODULE LABEL KEY

ANALOGUE MODULE	AN 1
INPUT/OUTPUT MODULE	I/O 1 etc
P.S.U. & BASIC I/O MODULE	P.S.U.

ABBREVIATIONS

CT	-CURRENT INPUTS
VT	-VOLTAGE INPUTS
SI	-STATUS INPUTS
CO	-CHANGE OVER OUTPUT CONTACTS
NO	-NORMALLY OPEN OUTPUT CONTACTS
NC	-NORMALLY CLOSED OUTPUT CONTACTS

MATERIAL:

Dimensions in millimetres ; Surface texture in micrometres.
 Machine where marked ✓
 For explanation of dimensions, tolerances, notes etc. see B.S.308.
 Limit on untoleranced unmachined dimensions ±
 Limits on untoleranced machined dimensions to B.S.4500;
 i.e. up to 6±0.1; over 30 to 120±0.3; over 315±0.8;
 over 6 to 30±0.2; over 120 to 315±0.5;
 General unmachined angular tolerance ±

Finish:	Title:	First used on:
Treatment:	TERMINAL ID & WIRING FOR IOTA 101 COMMON SERVICES RELAY (4xVT, 3SI,3CO,2NO) E8 CASE.	Similar Articles:
	VA TECH Reyrolle AUTOMATION, CONTROL & PROTECTION	Supersedes:
	Original Scale: NTS	Drg. No. 2761W11032

Copyright © 2006 VA TECH Reyrolle Ltd. Hebburn

1	13/01/06	CHANGE
ISSUE	DATE	NOTED

DRAWN RDW | CHECKED RDW | APPROVED RD. WATSON | DATE 13/01/06 | IE DN | OPS | PCP | Purch.Spec. | TQ | EAC | CE | STD | A1